

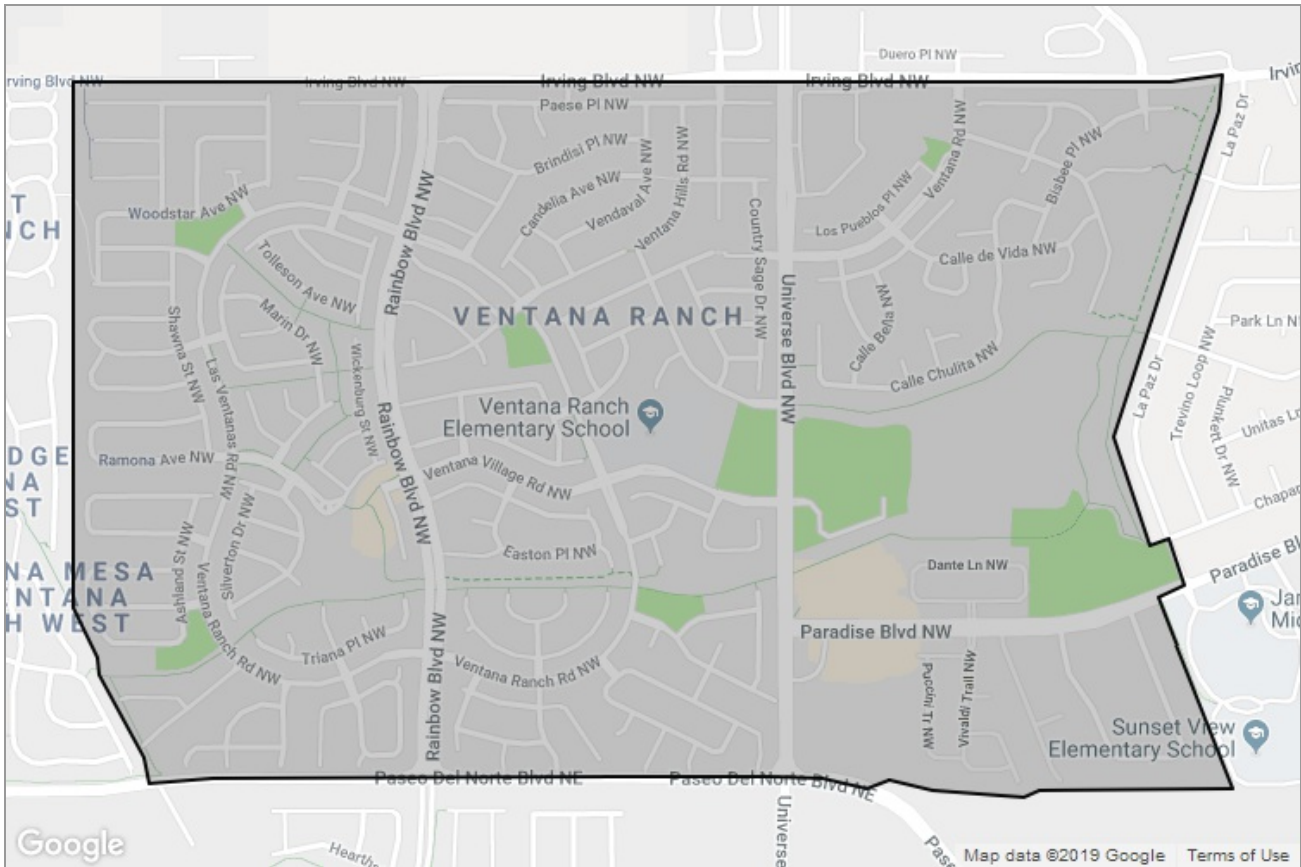


Ventana Ranch

Market Activity Report

MARKET ACTIVITY REPORT

Ventana Ranch in Albuquerque, NM



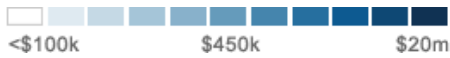
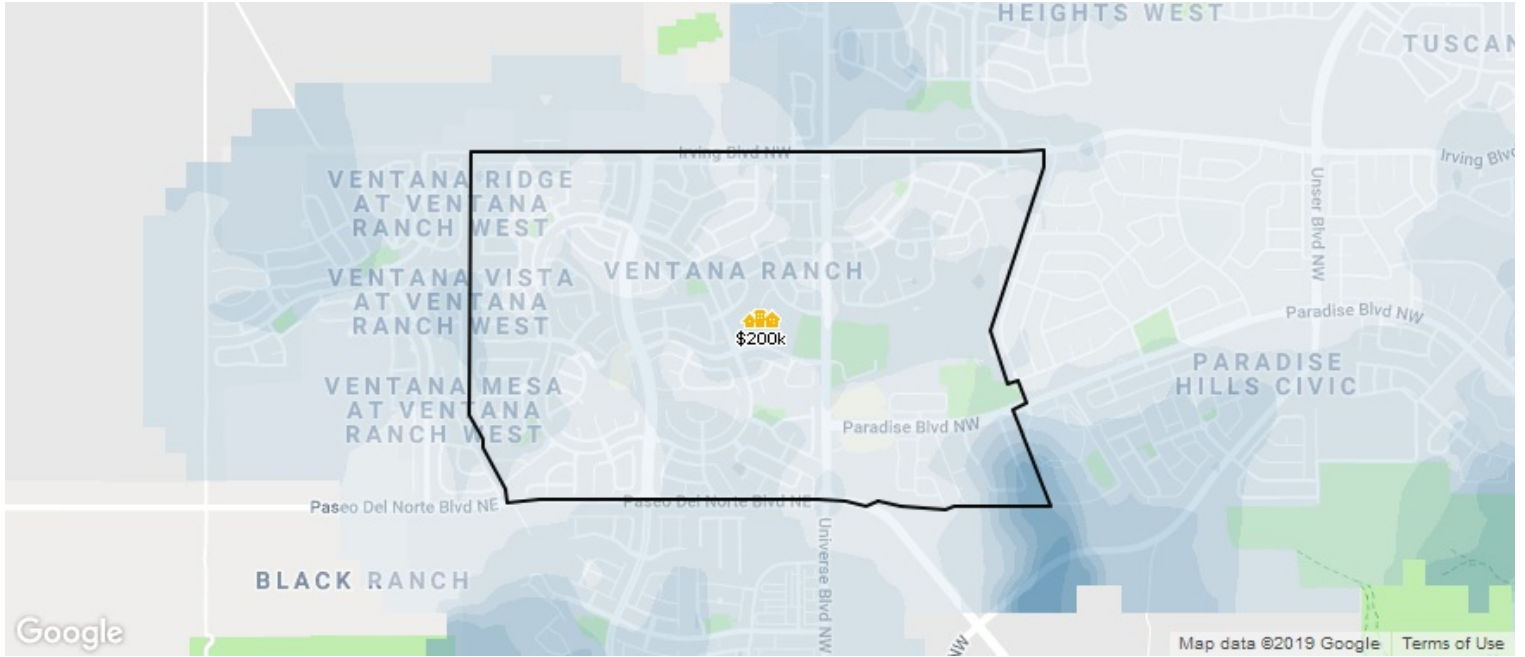
Presented by
Leigh-Jo Anzures | REALTOR®

Syan[™]
REAL ESTATE

Call/Text: (505) 730-8181 • info@syon.com • www.syon.com

Ventana Ranch in Albuquerque, NM

Market Snapshot: Estimated Home Values



This map layer shows the average estimated home values, based on the AVMs and RVMs® for properties in an area. Source(s): Public records and MLS data where licensed; updated Quarterly.

Median Est. Home Value

\$200K

Updated: 1/31/2019

Change Over
Last Month

↑ **0.03%**

Change Over
Last Quarter

↑ **0.03%**

Change Over
Last 12 Months

↑ **5.16%**

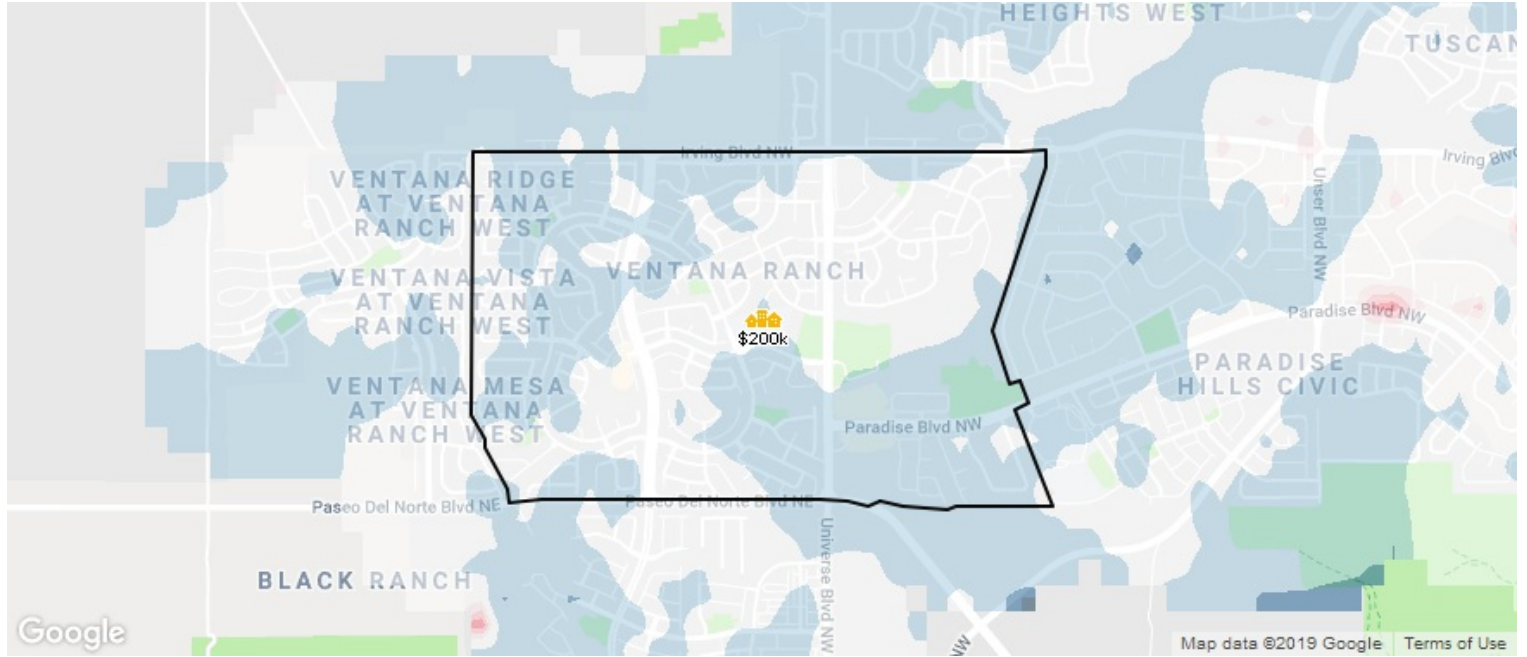
Change Over
Last 24 Months

↑ **11.25%**

About this Data: Estimated home values are generated by a valuation model and are not formal appraisals. Valuations are based on public records and MLS data where licensed. The metrics shown here reflect **All Residential Properties** data.

Ventana Ranch in Albuquerque, NM

Market Snapshot: 12-Month Change in Estimated Value



-15% 2.5% +20%

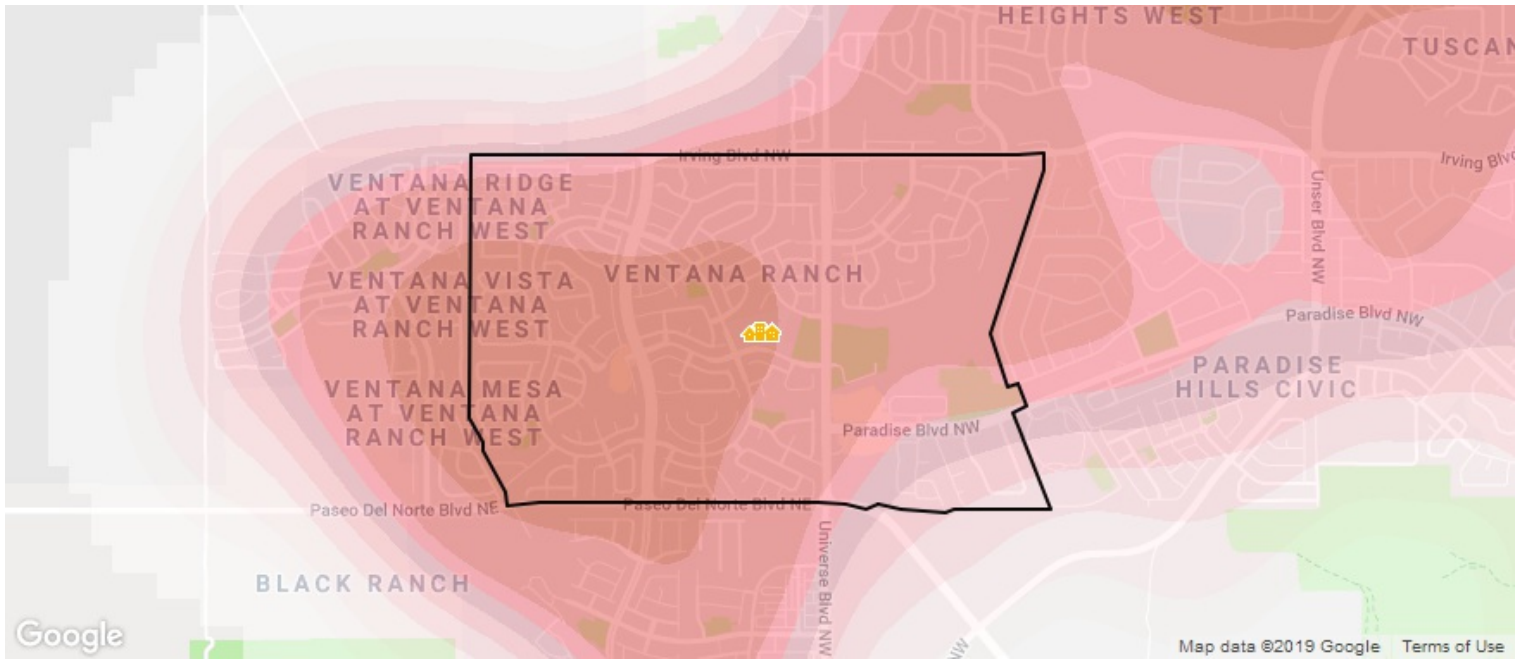
This map layer shows the change in estimated home values over the past 12 months, based on the AVMs and RVMs® for properties in an area. Source(s): Public records and MLS data where licensed; updated Quarterly.

<p>Median Est. Home Value</p> <p>\$200K</p> <p>Updated: 1/31/2019</p>	<p>Change Over Last 12 Months</p> <p>↑ 5.16%</p>	<p>Change Over Last 24 Months</p> <p>↑ 11.25%</p>	<p>Change Over Last 36 Months</p> <p>↑ 14.29%</p>
--	---	--	--

About this Data: Estimated home values are generated by a valuation model and are not formal appraisals. Valuations are based on public records and MLS data where licensed. The metrics shown here reflect **All Residential Properties** data.

Ventana Ranch in Albuquerque, NM

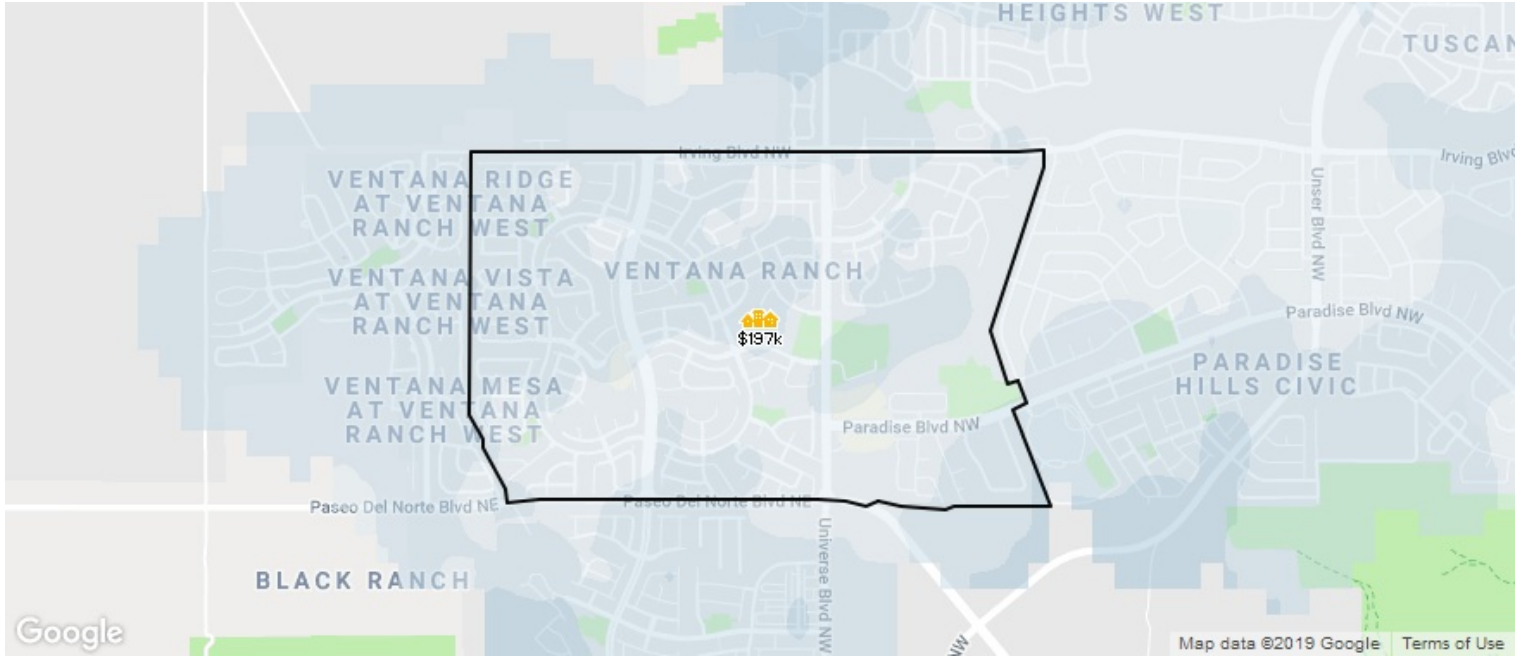
Market Snapshot: Concentration of Distressed Properties



This map layer shows the concentration of distressed properties, in areas where RPR has MLS data. Source(s): MLS data; updated Quarterly.

Ventana Ranch in Albuquerque, NM

Market Snapshot: Sales Price



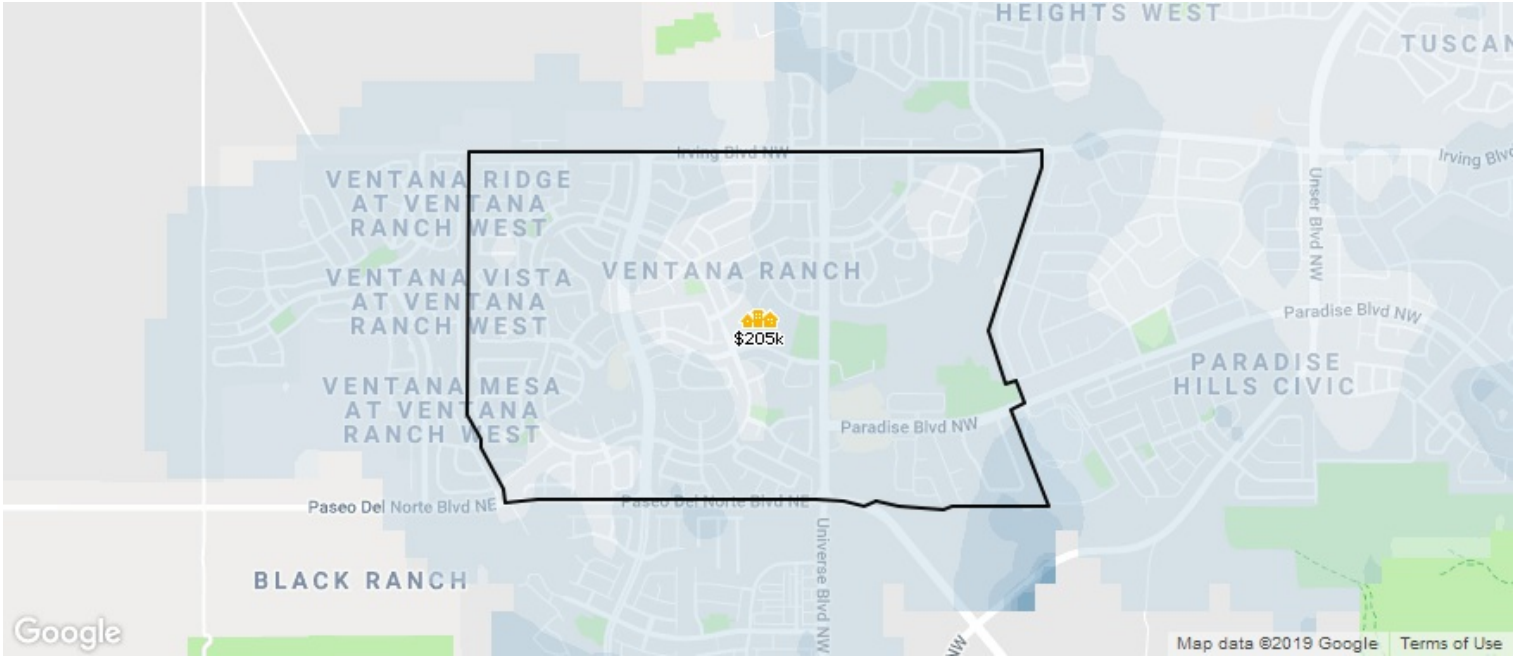
This map layer shows the average sales price for properties sold in the previous six months, in areas where RPR has MLS data. Source(s): MLS data; updated Quarterly.

<p>Median Sales Price</p> <p>\$197K</p> <p>Updated: 12/31/2018</p>	<p>Change Over Last Month</p> <p>↑ 2.9%</p>	<p>Change Over Last Quarter</p> <p>↑ 4.93%</p>	<p>Change Over Last 12 Months</p> <p>↑ 9.31%</p>	<p>Change Over Last 24 Months</p> <p>↑ 14.39%</p>
--	--	---	---	--

About this data: The Metrics displayed here reflect average sales price for **All Residential Properties** using **MLS listing** data.

Ventana Ranch in Albuquerque, NM

Market Snapshot: List Price



This map layer shows the average listing price for properties in the previous six months, in areas where RPR has MLS data. Source(s): MLS data; updated Quarterly.

<p>Median List Price</p> <p>\$205K</p> <p>Updated: 12/31/2018</p>	<p>Change Over Last Month</p> <p>↑ 0.05%</p>	<p>Change Over Last Quarter</p> <p>↑ 0.05%</p>	<p>Change Over Last 12 Months</p> <p>↑ 3.29%</p>	<p>Change Over Last 24 Months</p> <p>↑ 13.89%</p>
---	---	---	---	--

About this data: The Metrics displayed here reflect average sales price for **All Residential Properties** using **MLS listing** data.



Contact a REALTOR®

Call/Text: (505) 730-8181

info@syban.com

www.syban.com