



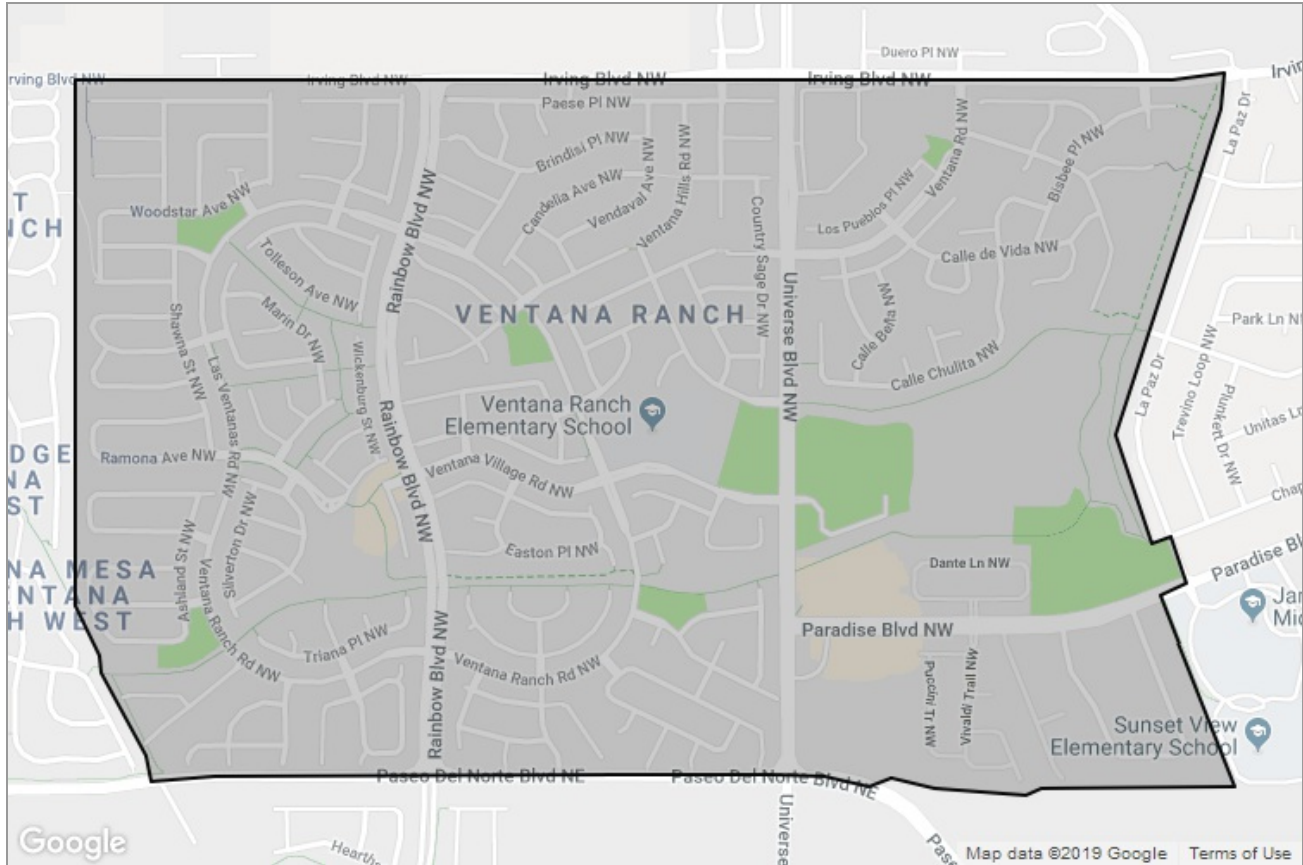
Ventana Ranch

Market Activity Report



MARKET ACTIVITY REPORT

Ventana Ranch, Albuquerque



Ventana Ranch in Albuquerque, NM

Market Snapshot: Estimated Home Values



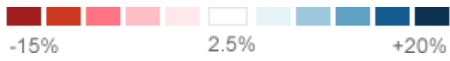
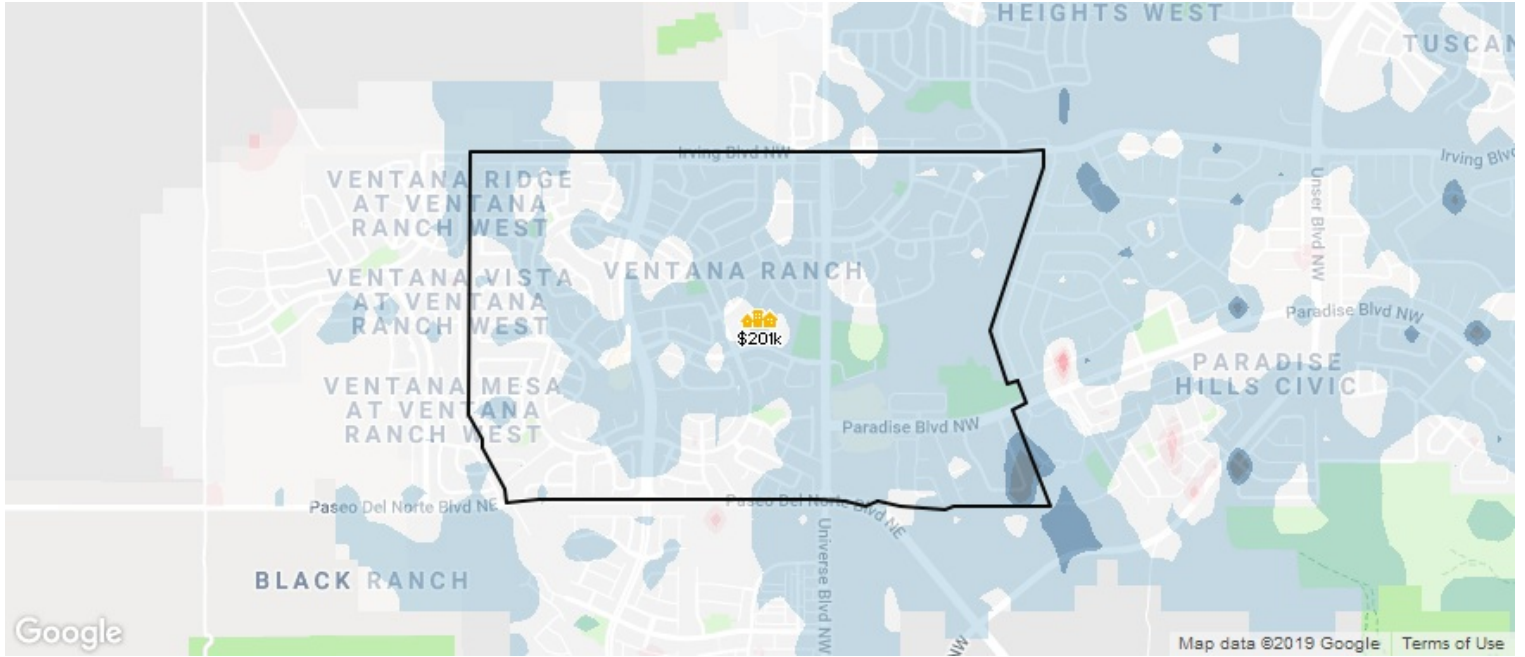
This map layer shows the average estimated home values, based on the AVMs and RVMs® for properties in an area. Source(s): Public records and MLS data where licensed; updated Quarterly.

<p>Median Est. Home Value</p> <p>\$201K</p> <p>Updated: 11/30/2018</p>	<p>Change Over Last Month</p> <p>↑ 0.2%</p>	<p>Change Over Last Quarter</p> <p>↑ 2.8%</p>	<p>Change Over Last 12 Months</p> <p>↑ 5.68%</p>	<p>Change Over Last 24 Months</p> <p>↑ 11.73%</p>
--	--	--	---	--

*About this Data: Estimated home values are generated by a valuation model and are not formal appraisals. Valuations are based on public records and MLS data where licensed. The metrics shown here reflect **SFR** data.*

Ventana Ranch in Albuquerque, NM

Market Snapshot: 12-Month Change in Estimated Value



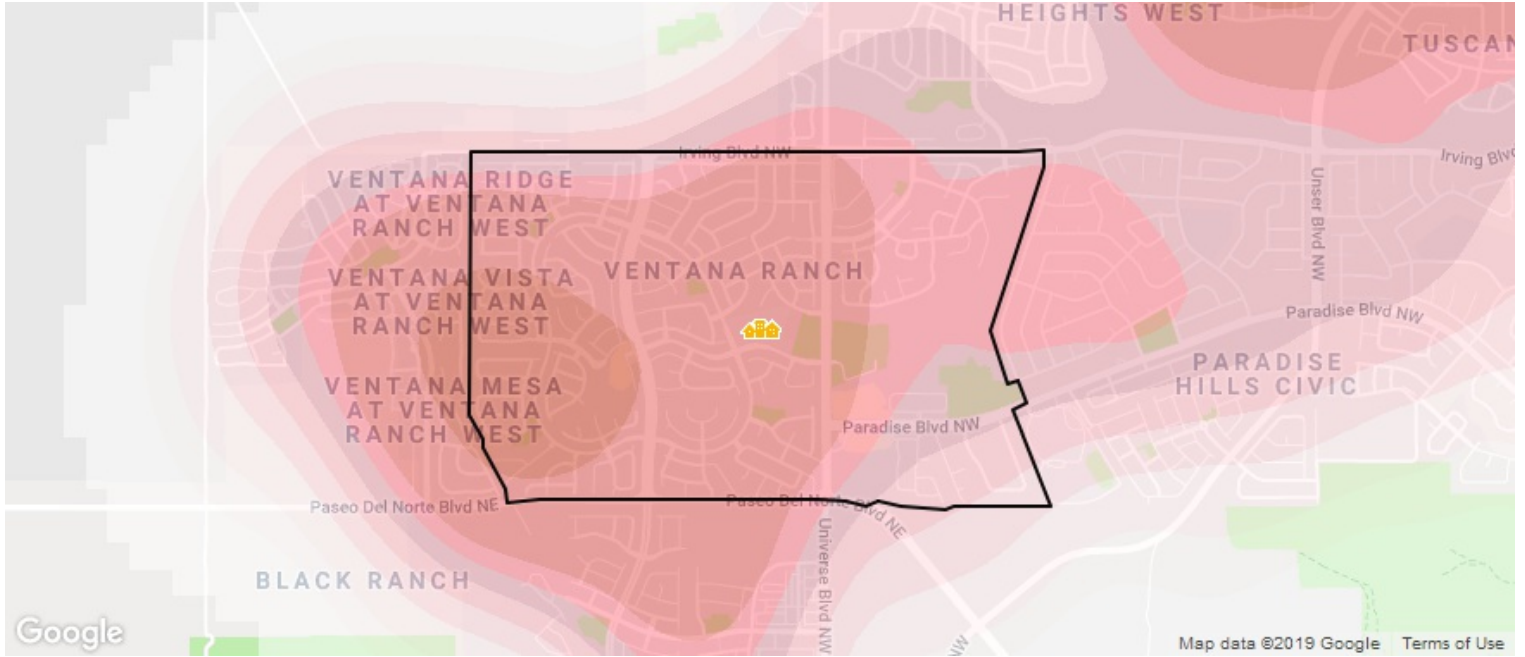
This map layer shows the change in estimated home values over the past 12 months, based on the AVMs and RVMs® for properties in an area. Source(s): Public records and MLS data where licensed; updated Quarterly.

<p>Median Est. Home Value</p> <p>\$201K</p> <p>Updated: 11/30/2018</p>	<p>Change Over Last 12 Months</p> <p>↑ 5.68%</p>	<p>Change Over Last 24 Months</p> <p>↑ 11.73%</p>	<p>Change Over Last 36 Months</p> <p>↑ 14.65%</p>
---	---	--	--

About this Data: Estimated home values are generated by a valuation model and are not formal appraisals. Valuations are based on public records and MLS data where licensed. The metrics shown here reflect **SFR** data.

Ventana Ranch in Albuquerque, NM

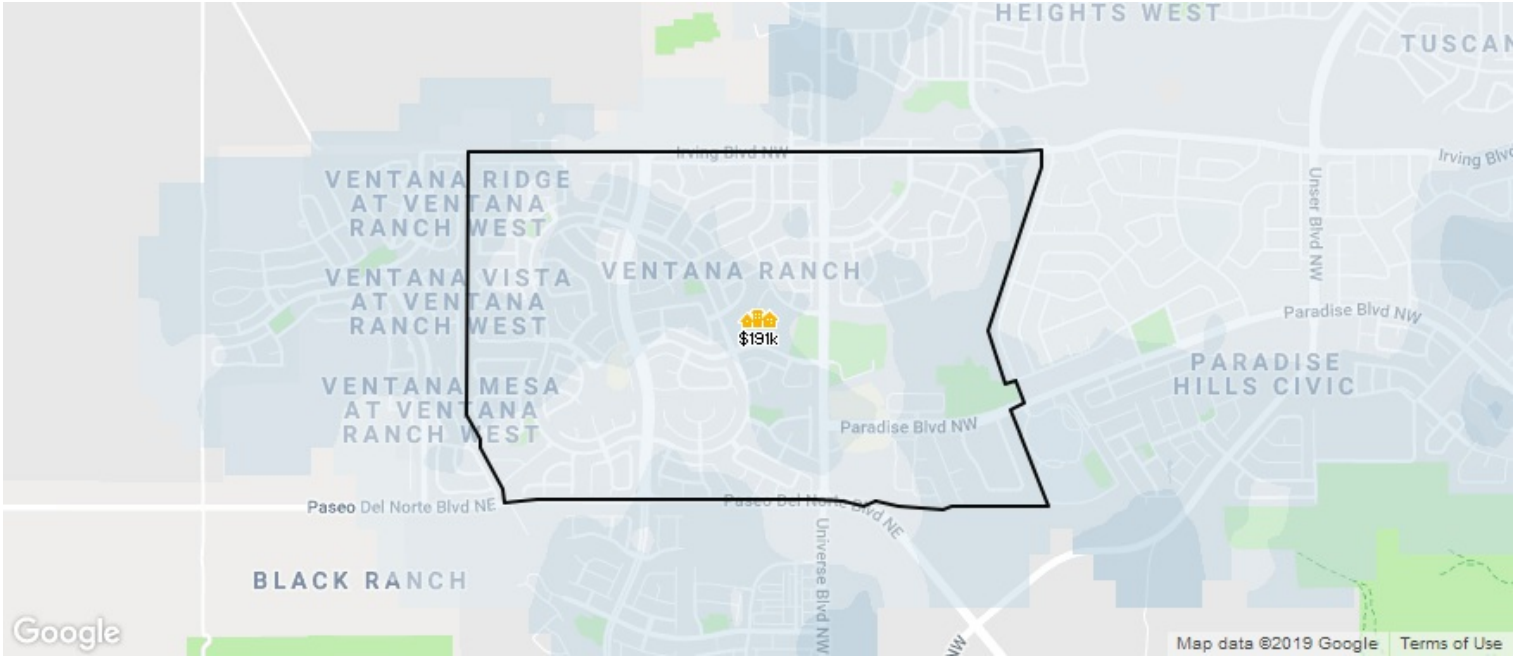
Market Snapshot: Concentration of Distressed Properties



This map layer shows the concentration of distressed properties, in areas where RPR has MLS data. Source(s): MLS data; updated Quarterly.

Ventana Ranch in Albuquerque, NM

Market Snapshot: Sales Price



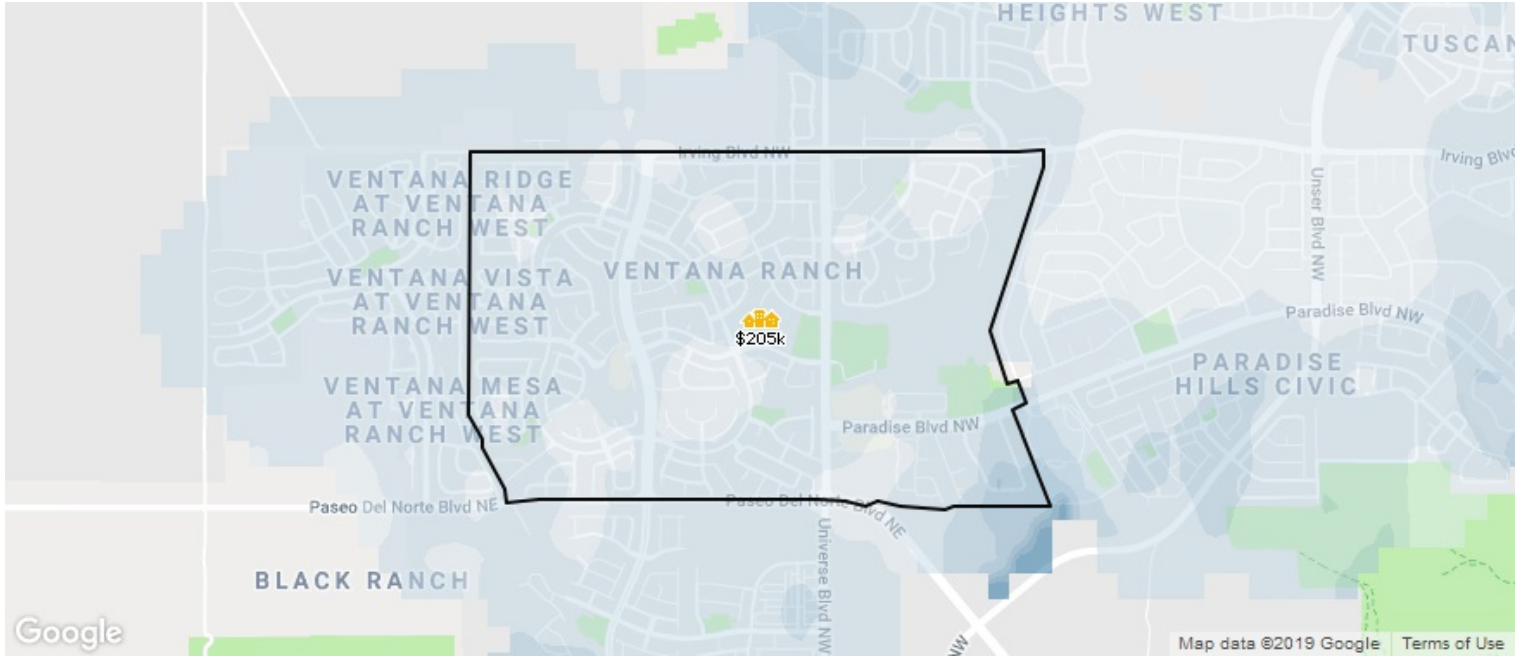
This map layer shows the average sales price for properties sold in the previous six months, in areas where RPR has MLS data. Source(s): MLS data; updated Quarterly.

<p>Median Sales Price</p> <p>\$191K</p> <p>Updated: 11/30/2018</p>	<p>Change Over Last Month</p> <p> 10.65%</p>	<p>Change Over Last Quarter</p> <p> 0.63%</p>	<p>Change Over Last 12 Months</p> <p> 1.43%</p>	<p>Change Over Last 24 Months</p> <p> 6.62%</p>
--	---	--	--	--

About this data: The Metrics displayed here reflect average sales price for **SFR** using **MLS listing** data.

Ventana Ranch in Albuquerque, NM

Market Snapshot: List Price



This map layer shows the average listing price for properties in the previous six months, in areas where RPR has MLS data. Source(s): MLS data; updated Quarterly.

Median List Price

\$205K

Updated: 11/30/2018

Change Over
Last 12 Months

↑ 4.35%

Change Over
Last 24 Months

↑ 12.64%

About this data: The Metrics displayed here reflect average sales price for **SFR** using **MLS listing** data.